

Hog Prices



January 24, 2023

For definitions of how data is collected and calculated, please see

[MANITOBA MARKETS DEFINITIONS AND METHODOLOGIES](#)

Exchange rates (Friday close)

1 US \$ = C \$1.3421

1 EURO = C \$1.4545

1 Yen = C \$0.01033

<https://www.bankofcanada.ca/rates/exchange/daily-exchange-rates/>

View the interactive hog dashboards for current and historical charts:

<https://www.gov.mb.ca/agriculture/markets-and-statistics/livestock-statistics/livestock-market-prices-current.html>

Manitoba Weighted Average Carcass Prices (including premiums and discounts)

All In Weights C\$/100 kg

Week	Week ending date	2023	2022	Change from Previous Week	Change from Previous Year
52	2022-12-30	225.88	192.61	4.9%	17.3%
1	2023-01-06	217.00	191.24	-3.9%	13.5%
2	2023-01-13	212.43	196.08	-2.1%	8.3%
3	2023-01-20	206.24	200.88	-2.9%	2.7%
Four week average		215.39	195.21	-	10.3%

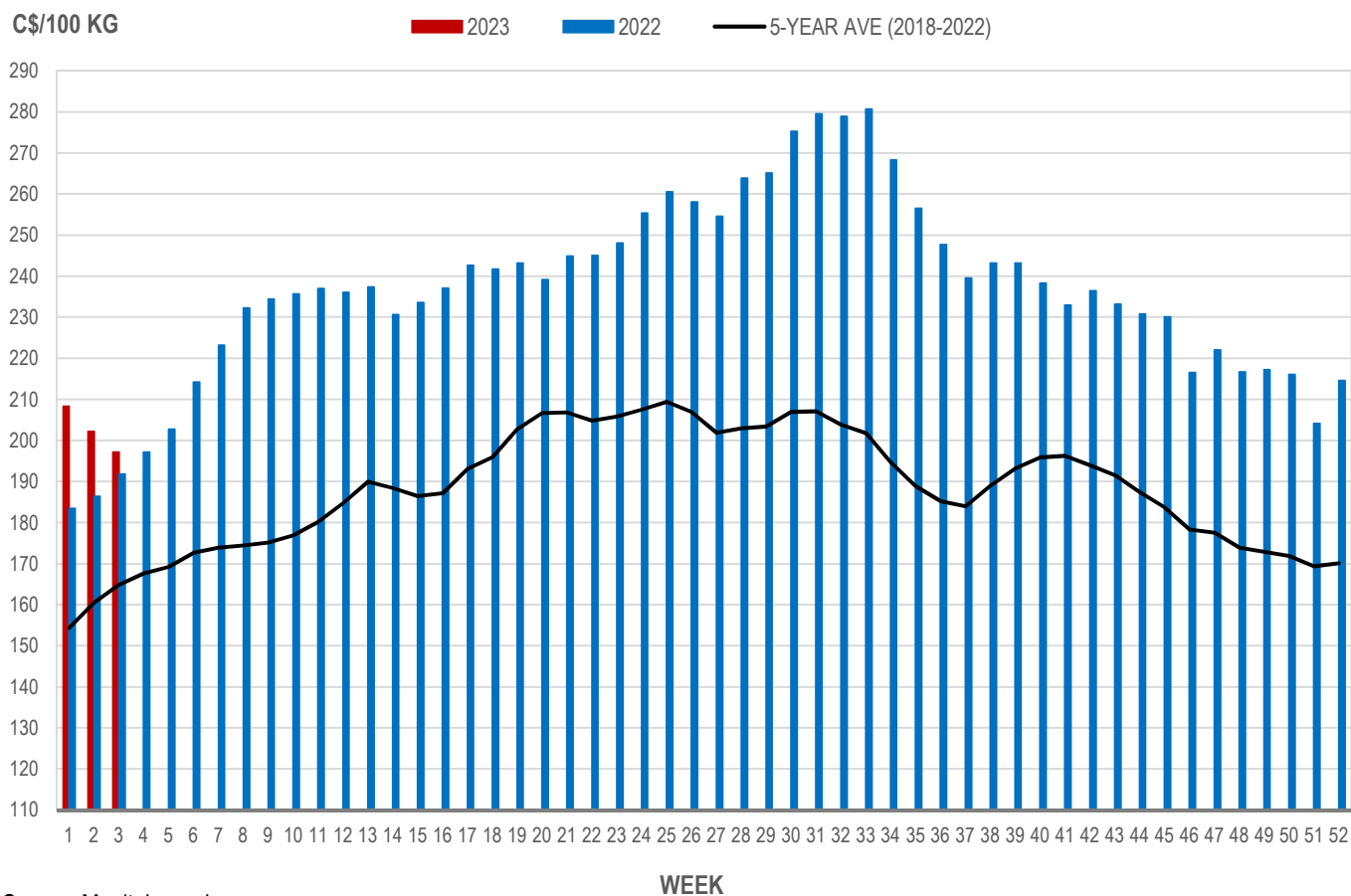
Source: Manitoba major processors.

Index 100, C\$/100 kg

Week	Week ending date	2023	2022	Change from Previous Week	Change from Previous Year
52	2022-12-30	214.53	184.03	5.1%	16.6%
1	2023-01-06	208.33	183.40	-2.9%	13.6%
2	2023-01-13	202.14	186.40	-3.0%	8.4%
3	2023-01-20	197.17	191.74	-2.5%	2.8%
Four week average		205.54	186.39	-	10.3%

Source: Manitoba major processors.

MANITOBA WEIGHTED AVERAGE INDEX 100 HOG PRICES WEEKLY



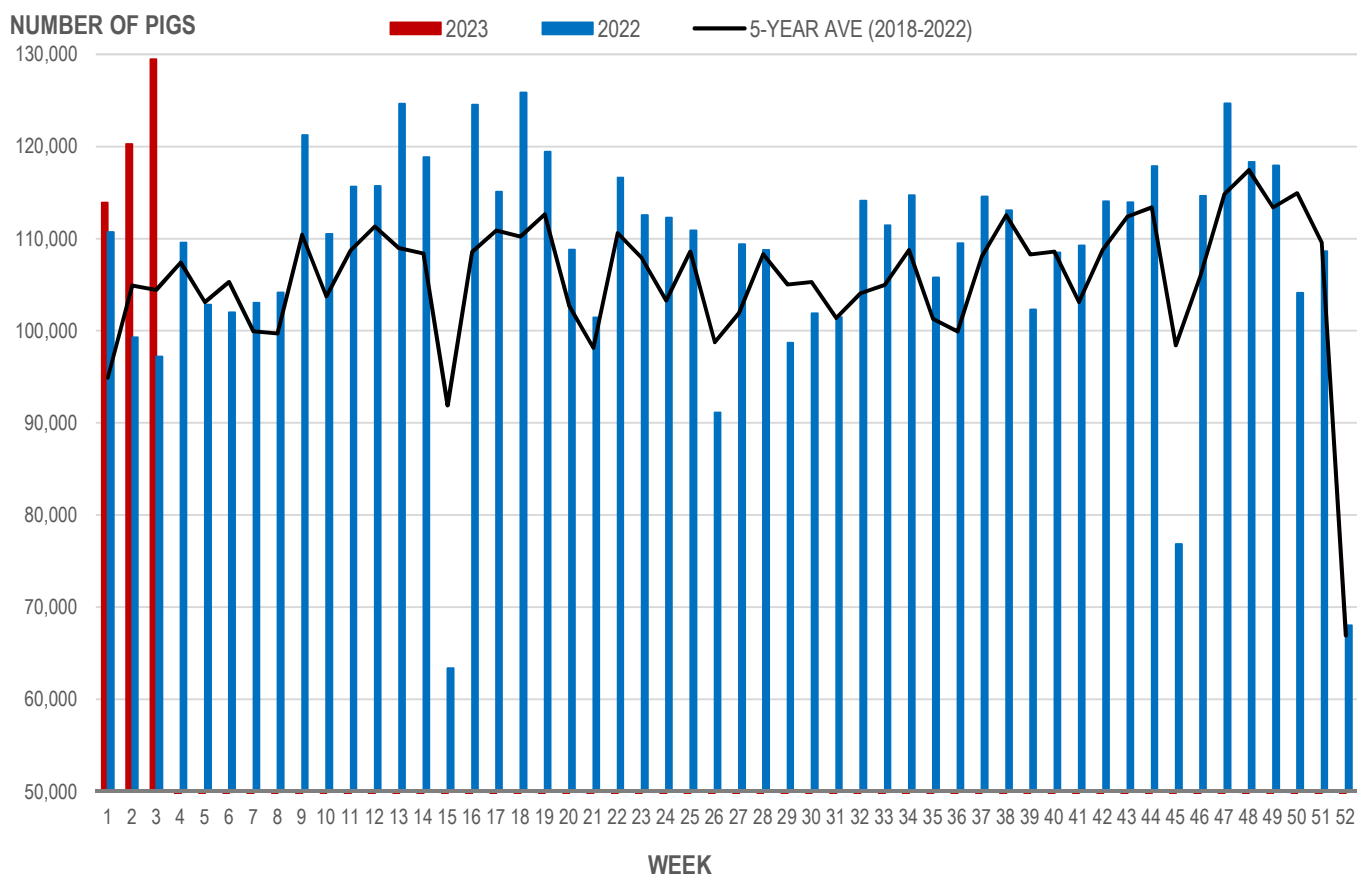
Source: Manitoba major processors

Number of Pigs Processed by Major Processors

Week	Week ending date	2023	2022	Change from Previous Week	Change from Previous Year
52	2022-12-30	68,006	66,779	-37.4%	1.8%
1	2023-01-06	113,896	110,707	67.5%	2.9%
2	2023-01-13	120,258	99,311	5.6%	21.1%
3	2023-01-20	129,458	97,203	7.7%	33.2%
Four week average		107,905	93,500	-	15.4%

Source: Manitoba major processors.

NUMBER OF PIGS PROCESSED BY MAJOR PROCESSORS WEEKLY



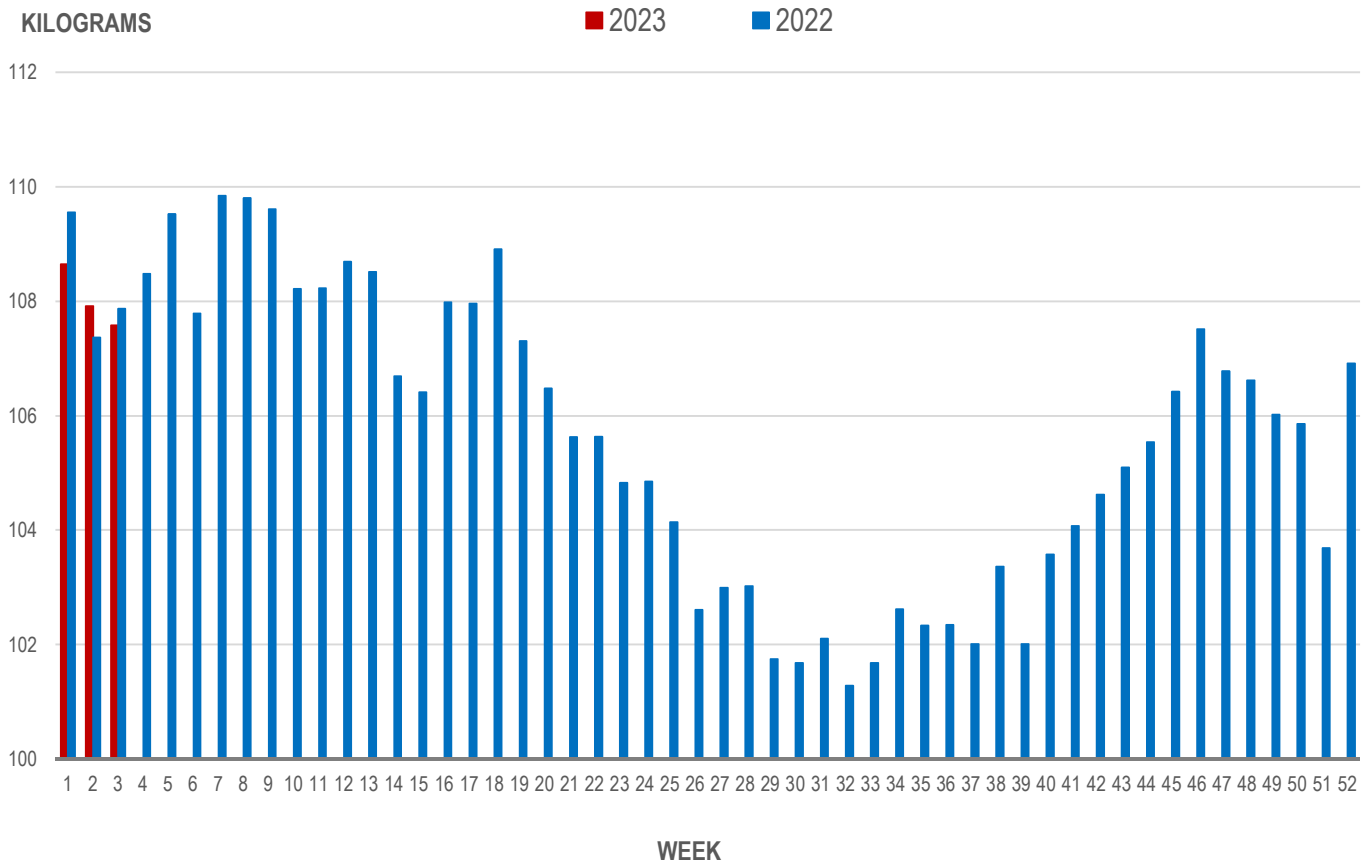
Source: Manitoba major processors

Average Weight of Hogs Processed by Major Processors, Kg

Week	Week ending date	2023	2022	Change from Previous Week	Change from Previous Year
52	2022-12-30	106.91	108.10	3.1%	-1.1%
1	2023-01-06	108.64	109.56	1.6%	-0.8%
2	2023-01-13	107.91	107.37	-0.7%	0.5%
3	2023-01-20	107.58	107.87	-0.3%	-0.3%
Four week average		107.76	108.22	-	-0.4%

Source: Manitoba major processors.

AVERAGE WEIGHT OF HOGS PROCESSED BY MAJOR PROCESSORS WEEKLY



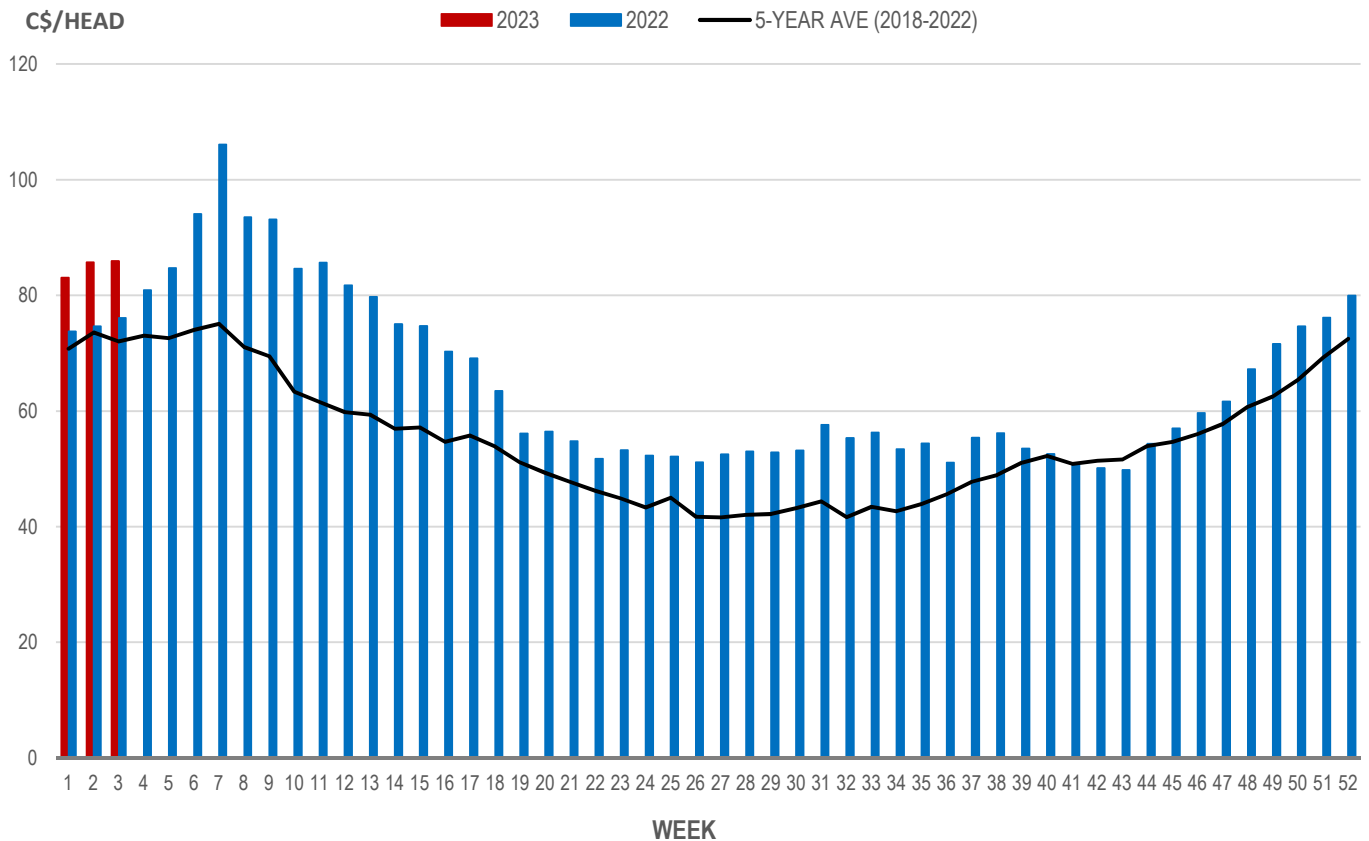
Source: Manitoba major processors

Weaning Pigs (U.S. Total Composite Weighted Average Price per Head)

	Formula and Cash Low, US\$/Head	Formula and Cash High, US\$/Head	Wtd Avg Price, US\$/Head	Wtd Avg Price, C\$/Head
Early Weaned (10-12 lb)	57.00	77.00	64.02	85.92
Feeder Pigs (40 lb)	77.00	99.00	89.97	120.75

Source: USDA, AMS

EARLY WEANED PIGS (U.S. TOTAL COMPOSITE WEIGHTED AVERAGE PRICE PER HEAD) WEEKLY



Source: USDA, AMS

Contact us

Go to manitoba.ca/agriculture and click on Markets and Statistics
 Email us at industryintelligence@gov.mb.ca
 Follow us on Twitter @MBGovAg