

MANITOBA MARKETS

# Hog Prices



October 10, 2023

[Click here for definitions of how data is collected and calculated.](#)

## Exchange rates (Friday close)

1 US \$ = C \$1.3683

1 EURO = C \$1.4454

1 Yen = C \$0.00917

[Data source: Bank of Canada](#)

[Click to view the interactive hog dashboards for current and historical charts.](#)

## Manitoba Weighted Average Carcass Prices (including premiums and discounts)

### All In Weights C\$/100 kg

Week	Week ending date	2023	2022	Change from Previous Week	Change from Previous Year
37	2023-09-15	238.92	251.55	1.3%	-5.0%
38	2023-09-22	237.03	255.37	-0.8%	-7.2%
39	2023-09-29	234.30	254.49	-1.2%	-7.9%
40	2023-10-06	234.51	251.46	0.1%	-6.7%
<b>Four week average</b>		<b>236.19</b>	<b>253.22</b>	<b>-</b>	<b>-6.7%</b>

Source: Manitoba major processors.

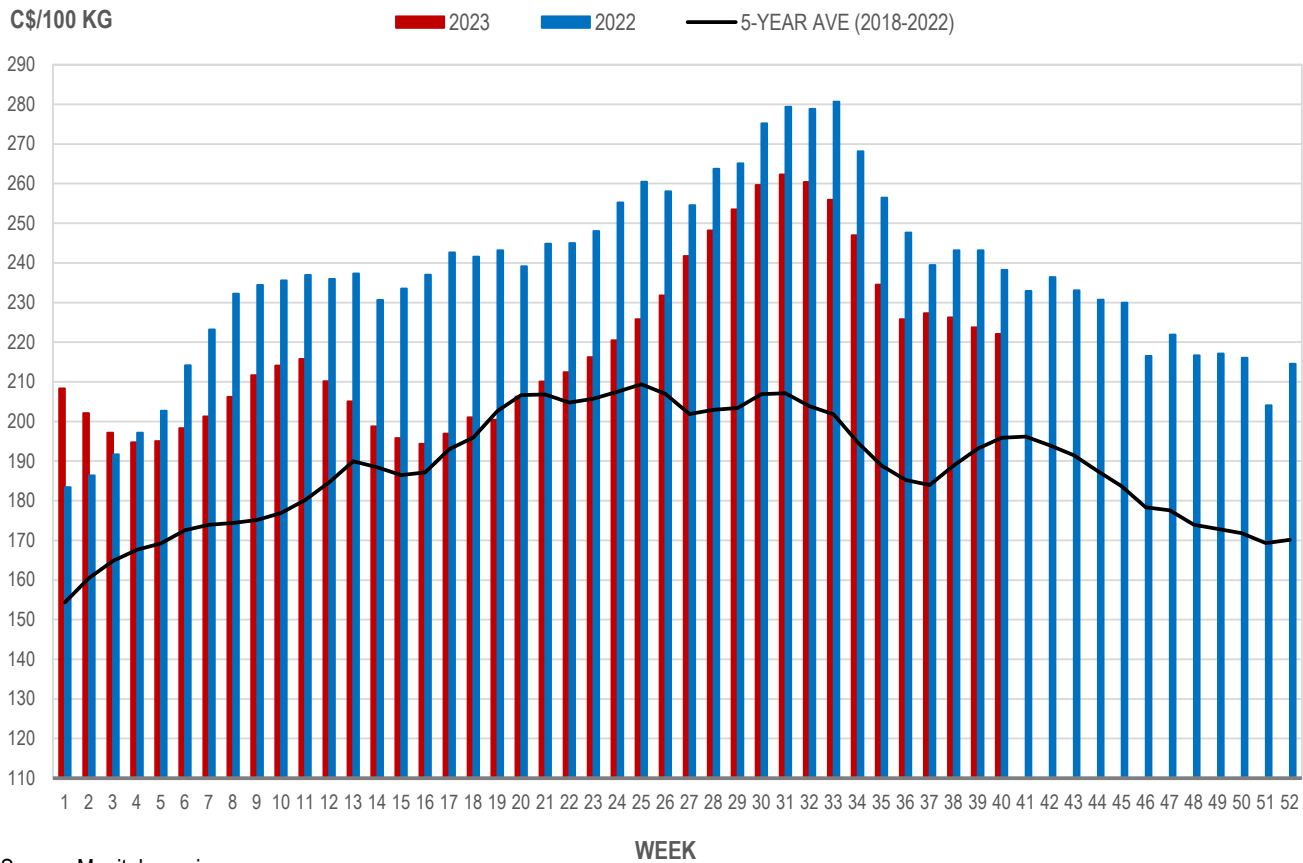


## Index 100, C\$/100 kg

Week	Week ending date	2023	2022	Change from Previous Week	Change from Previous Year
37	2023-09-15	227.32	239.48	0.7%	-5.1%
38	2023-09-22	226.23	243.19	-0.5%	-7.0%
39	2023-09-29	223.76	243.17	-1.1%	-8.0%
40	2023-10-06	222.07	238.28	-0.8%	-6.8%
<b>Four week average</b>		<b>224.85</b>	<b>241.03</b>	<b>-</b>	<b>-6.7%</b>

Source: Manitoba major processors.

## MANITOBA WEIGHTED AVERAGE INDEX 100 HOG PRICES WEEKLY



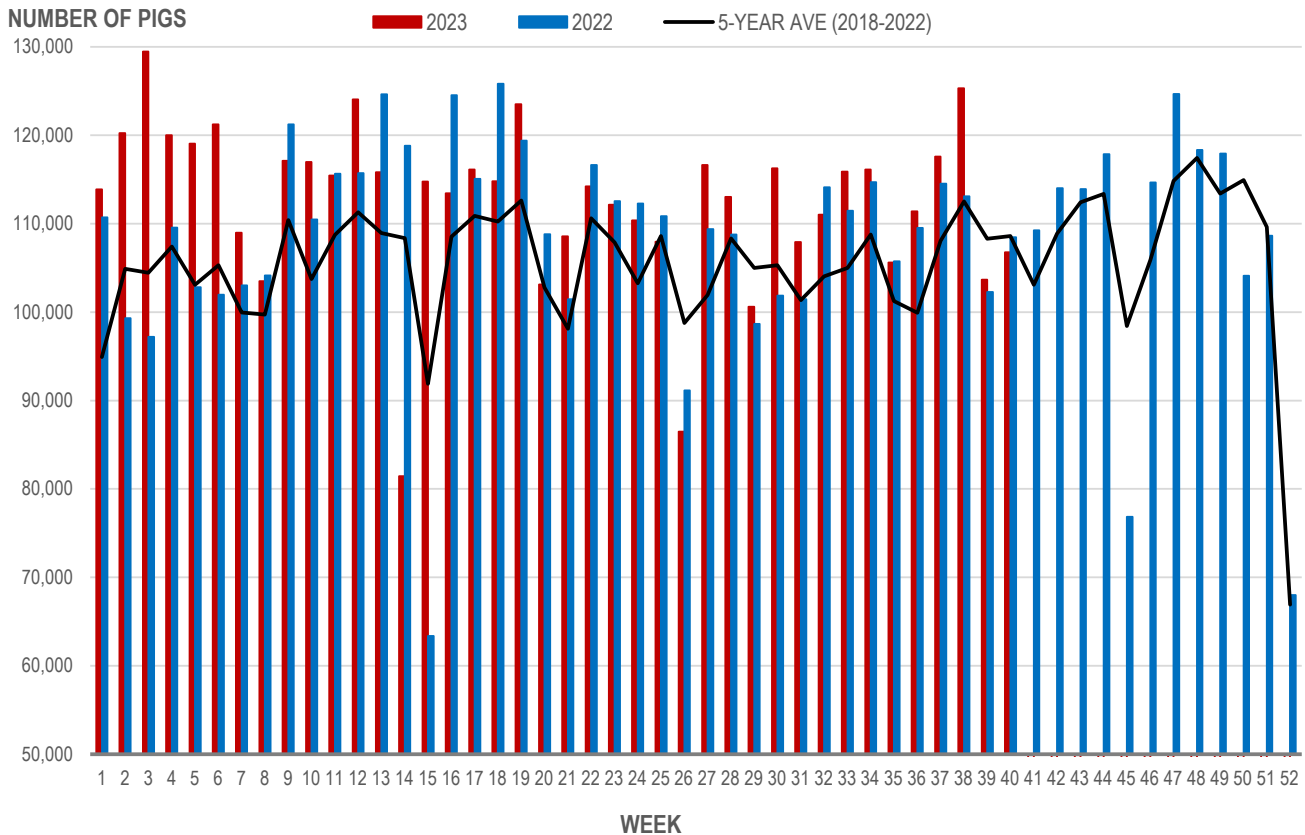
Source: Manitoba major processors

## Number of Pigs Processed by Major Processors

Week	Week ending date	2023	2022	Change from Previous Week	Change from Previous Year
37	2023-09-15	117,603	114,536	5.6%	2.7%
38	2023-09-22	125,299	113,086	6.5%	10.8%
39	2023-09-29	103,680	102,279	-17.3%	1.4%
40	2023-10-06	106,770	108,473	3.0%	-1.6%
<b>Four week average</b>		<b>113,338</b>	<b>109,594</b>	<b>-</b>	<b>3.4%</b>

Source: Manitoba major processors.

### NUMBER OF PIGS PROCESSED BY MAJOR PROCESSORS WEEKLY



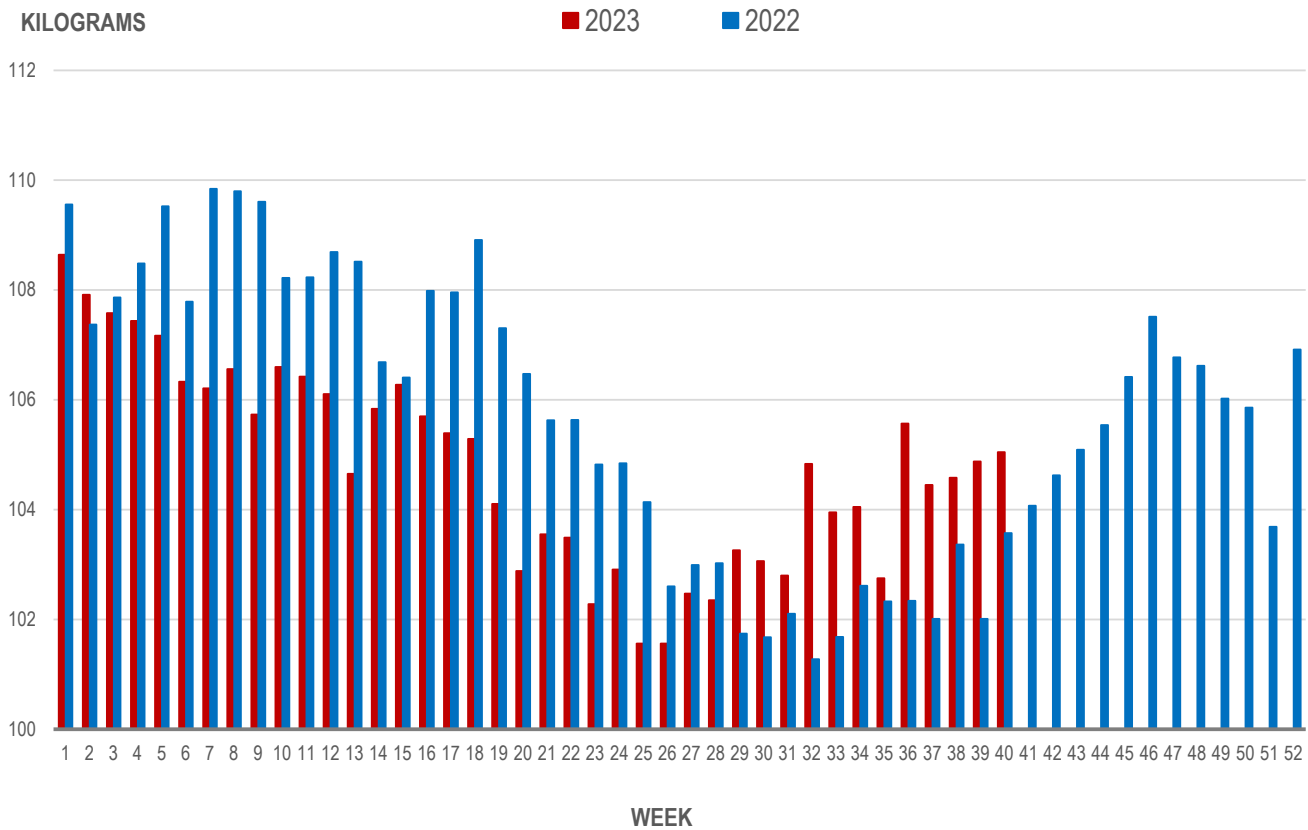
Source: Manitoba major processors

## Average Weight of Hogs Processed by Major Processors, Kg

Week	Week ending date	2023	2022	Change from Previous Week	Change from Previous Year
37	2023-09-15	104.45	102.01	-1.1%	2.4%
38	2023-09-22	104.58	103.36	0.1%	1.2%
39	2023-09-29	104.88	102.01	0.3%	2.8%
40	2023-10-06	105.05	103.57	0.2%	1.4%
<b>Four week average</b>		<b>104.74</b>	<b>102.74</b>	<b>-</b>	<b>2.0%</b>

Source: Manitoba major processors.

## AVERAGE WEIGHT OF HOGS PROCESSED BY MAJOR PROCESSORS WEEKLY



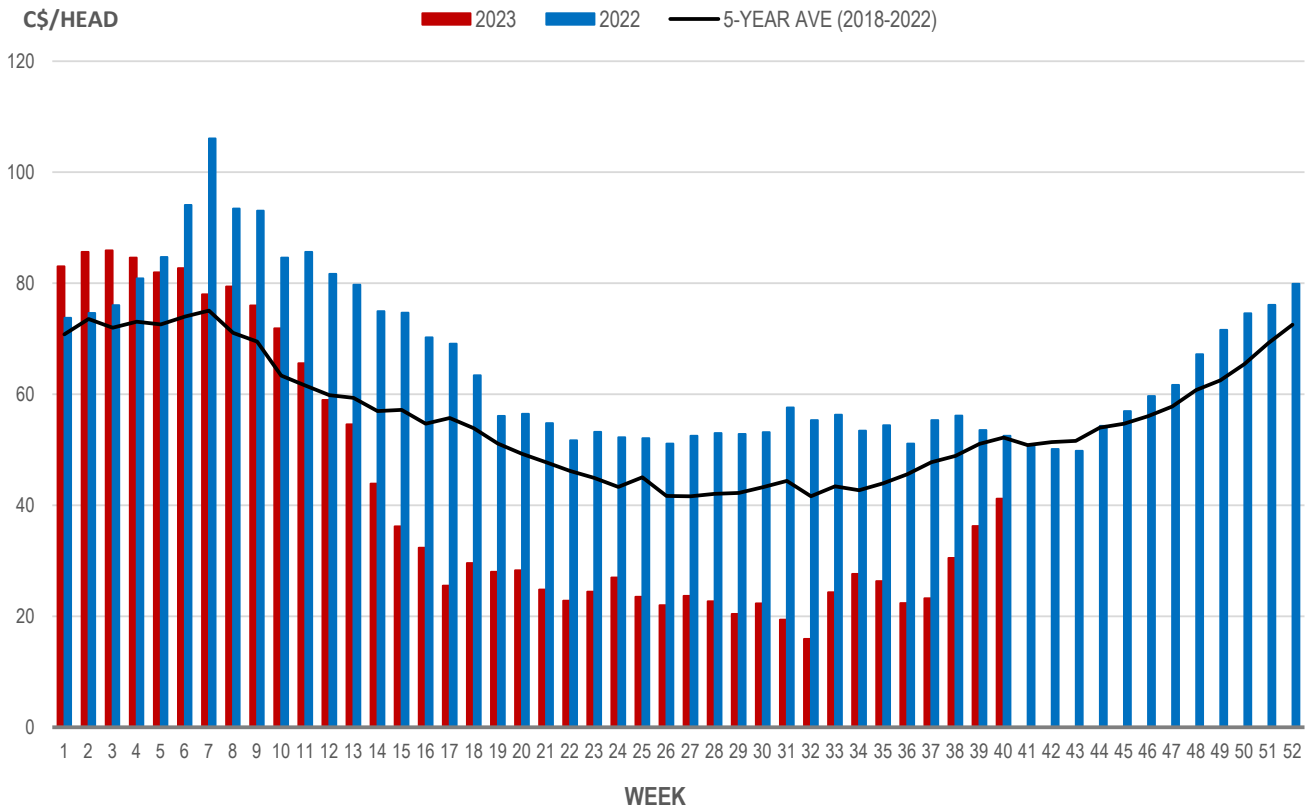
Source: Manitoba major processors

## Weaning Pigs (U.S. Total Composite Weighted Average Price per Head)

	Formula and Cash Low, US\$/Head	Formula and Cash High, US\$/Head	Wtd Avg Price, US\$/Head	Wtd Avg Price, C\$/Head
Early Weaned (10-12 lb)	13.00	56.60	30.10	41.19
Feeder Pigs (40 lb)	27.00	50.00	41.87	57.29

Source: USDA, AMS

### EARLY WEANED PIGS (U.S. TOTAL COMPOSITE WEIGHTED AVERAGE PRICE PER HEAD) WEEKLY



Source: USDA, AMS

### Contact us

Go to [manitoba.ca/agriculture](http://manitoba.ca/agriculture) and click on Markets and Statistics

Email us at [industryintelligence@gov.mb.ca](mailto:industryintelligence@gov.mb.ca)

Follow us on Twitter @MBGovAg