

MANITOBA MARKETS

Hog Prices



January 2, 2024

[Click here for definitions of how data is collected and calculated.](#)

Exchange rates (Friday close)

1 US \$ = C \$1.3226

1 EURO = C \$1.4626

1 Yen = C \$0.00935

[Data source: Bank of Canada](#)

[Click to view the interactive hog dashboards for current and historical charts.](#)

Manitoba Weighted Average Carcass Prices (including premiums and discounts)

All In Weights C\$/100 kg

Week	Week ending date	2023	2022	Change from Previous Week	Change from Previous Year
49	2023-12-08	201.58	228.19	-1.6%	-11.7%
50	2023-12-15	199.13	226.94	-1.2%	-12.3%
51	2023-12-22	193.91	215.39	-2.6%	-10.0%
52	2023-12-29	190.69	225.88	-1.7%	-15.6%
Four week average		196.33	224.10	-	-12.4%

Source: Manitoba major processors.

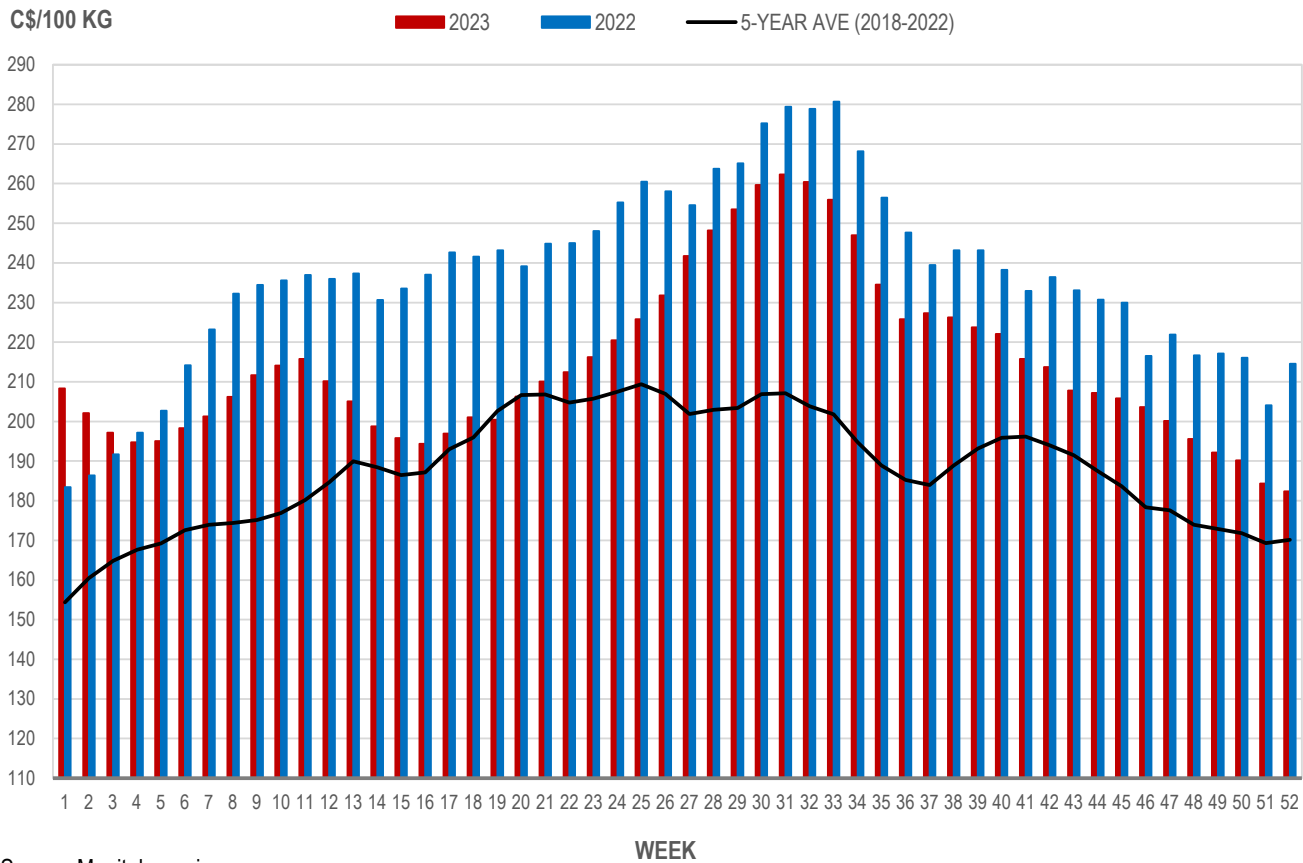


Index 100, C\$/100 kg

Week	Week ending date	2023	2022	Change from Previous Week	Change from Previous Year
49	2023-12-08	192.17	217.17	-1.7%	-11.5%
50	2023-12-15	190.17	216.07	-1.0%	-12.0%
51	2023-12-22	184.37	204.10	-3.0%	-9.7%
52	2023-12-29	182.37	214.53	-1.1%	-15.0%
Four week average		187.27	212.97	-	-12.1%

Source: Manitoba major processors.

MANITOBA WEIGHTED AVERAGE INDEX 100 HOG PRICES WEEKLY



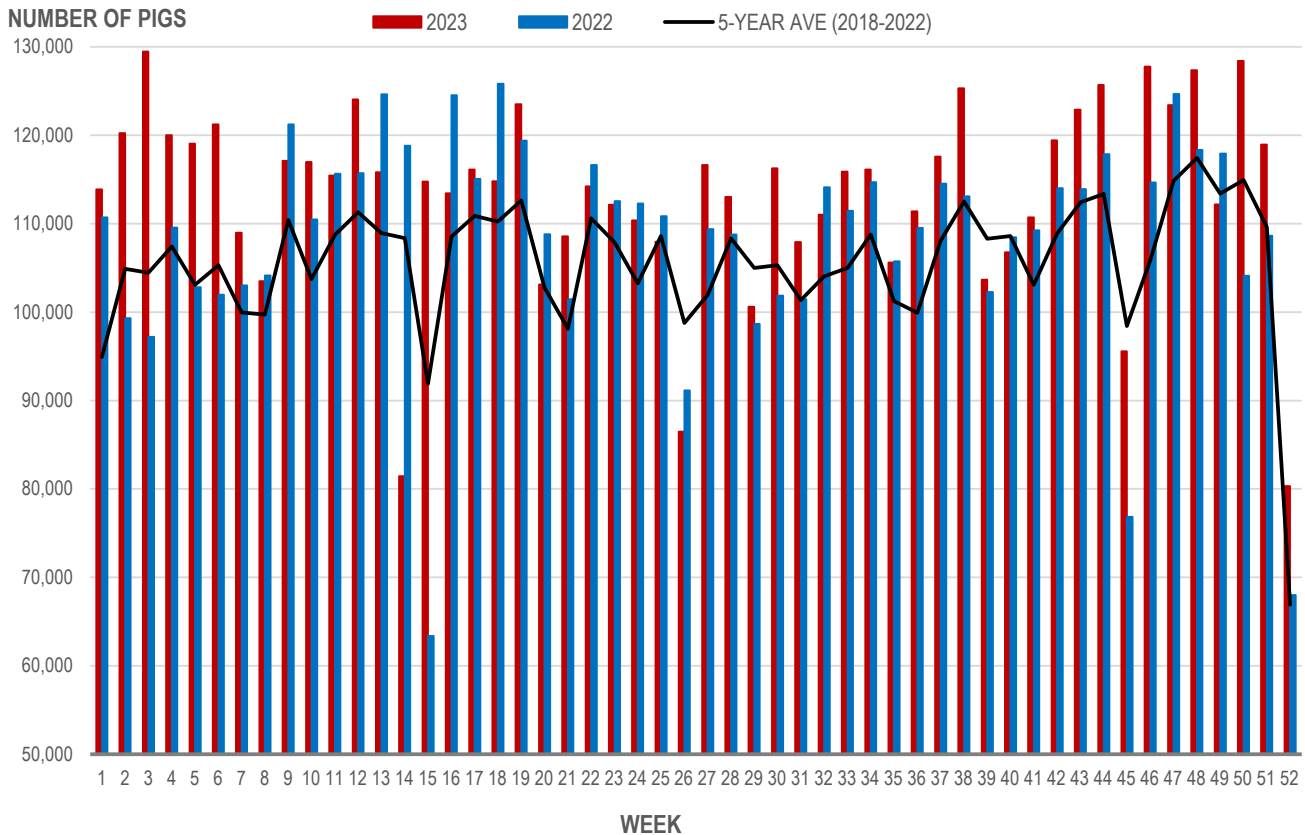
Source: Manitoba major processors

Number of Pigs Processed by Major Processors

Week	Week ending date	2023	2022	Change from Previous Week	Change from Previous Year
49	2023-12-08	112,173	117,915	-11.9%	-4.9%
50	2023-12-15	128,428	104,111	14.5%	23.4%
51	2023-12-22	118,950	108,627	-7.4%	9.5%
52	2023-12-29	80,331	68,006	-32.5%	18.1%
Four week average		109,971	99,665	-	10.3%

Source: Manitoba major processors.

NUMBER OF PIGS PROCESSED BY MAJOR PROCESSORS WEEKLY



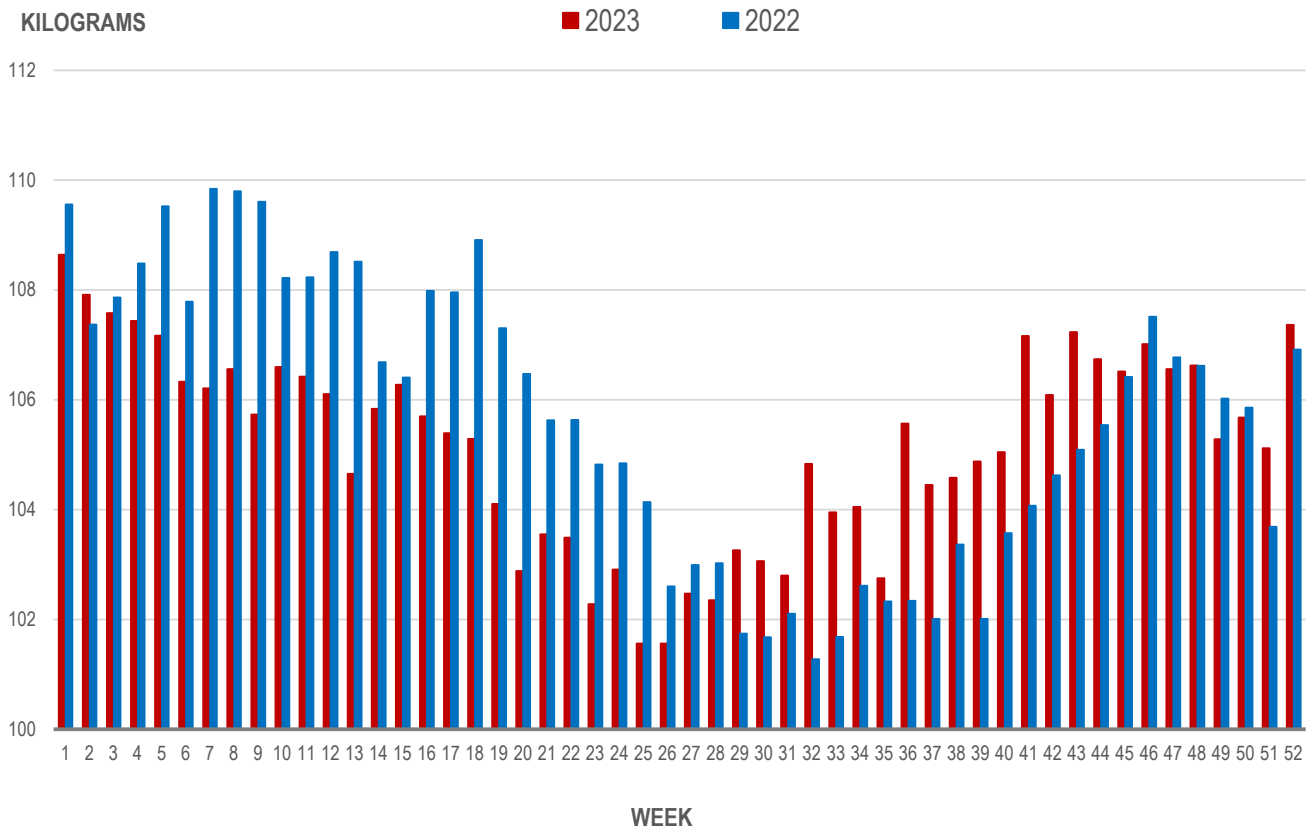
Source: Manitoba major processors

Average Weight of Hogs Processed by Major Processors, Kg

Week	Week ending date	2023	2022	Change from Previous Week	Change from Previous Year
49	2023-12-08	105.28	106.02	-1.3%	-0.7%
50	2023-12-15	105.68	105.86	0.4%	-0.2%
51	2023-12-22	105.12	103.69	-0.5%	1.4%
52	2023-12-29	107.36	106.91	2.1%	0.4%
Four week average		105.86	105.62	-	0.2%

Source: Manitoba major processors.

AVERAGE WEIGHT OF HOGS PROCESSED BY MAJOR PROCESSORS WEEKLY



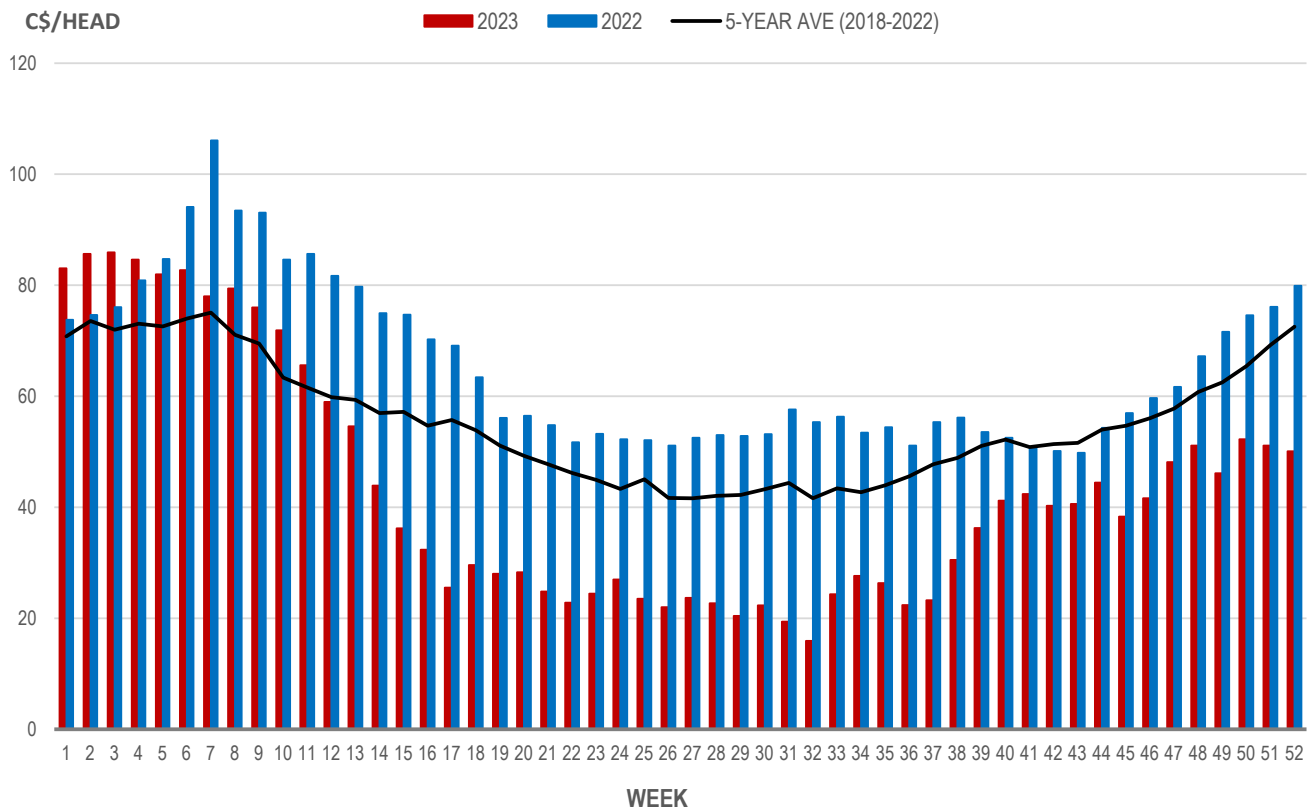
Source: Manitoba major processors

Weaning Pigs (U.S. Total Composite Weighted Average Price per Head)

	Formula and Cash Low, US\$/Head	Formula and Cash High, US\$/Head	Wtd Avg Price, US\$/Head	Wtd Avg Price, C\$/Head
Early Weaned (10-12 lb)	22.00	52.26	37.86	50.07
Feeder Pigs (40 lb)	46.00	50.00	47.02	62.19

Source: USDA, AMS

EARLY WEANED PIGS (U.S. TOTAL COMPOSITE WEIGHTED AVERAGE PRICE PER HEAD) WEEKLY



Source: USDA, AMS

Contact us

Go to manitoba.ca/agriculture and click on Markets and Statistics

Email us at industryintelligence@gov.mb.ca

Follow us on Twitter @MBGovAg