

Hog Prices



November 26, 2024

[Click here for definitions of how data is collected and calculated.](#)

Exchange rates (Friday close)

1 US \$ = C \$1.3979

1 EURO = C \$1.4558

1 Yen = C \$0.00904

[Data source: Bank of Canada](#)

[Click to view the interactive hog dashboards for current and historical charts.](#)

Manitoba Weighted Average Carcass Prices (including premiums and discounts)

All In Weights C\$/100 kg

Week	Week ending date	2024	2023	Change from Previous Week	Change from Previous Year
44	2024-11-01	245.09	217.00	2.8%	12.9%
45	2024-11-08	247.49	216.49	1.0%	14.3%
46	2024-11-15	248.09	213.42	0.2%	16.2%
47	2024-11-22	240.85	209.97	-2.9%	14.7%
Four week average		245.38	214.22	-	14.5%

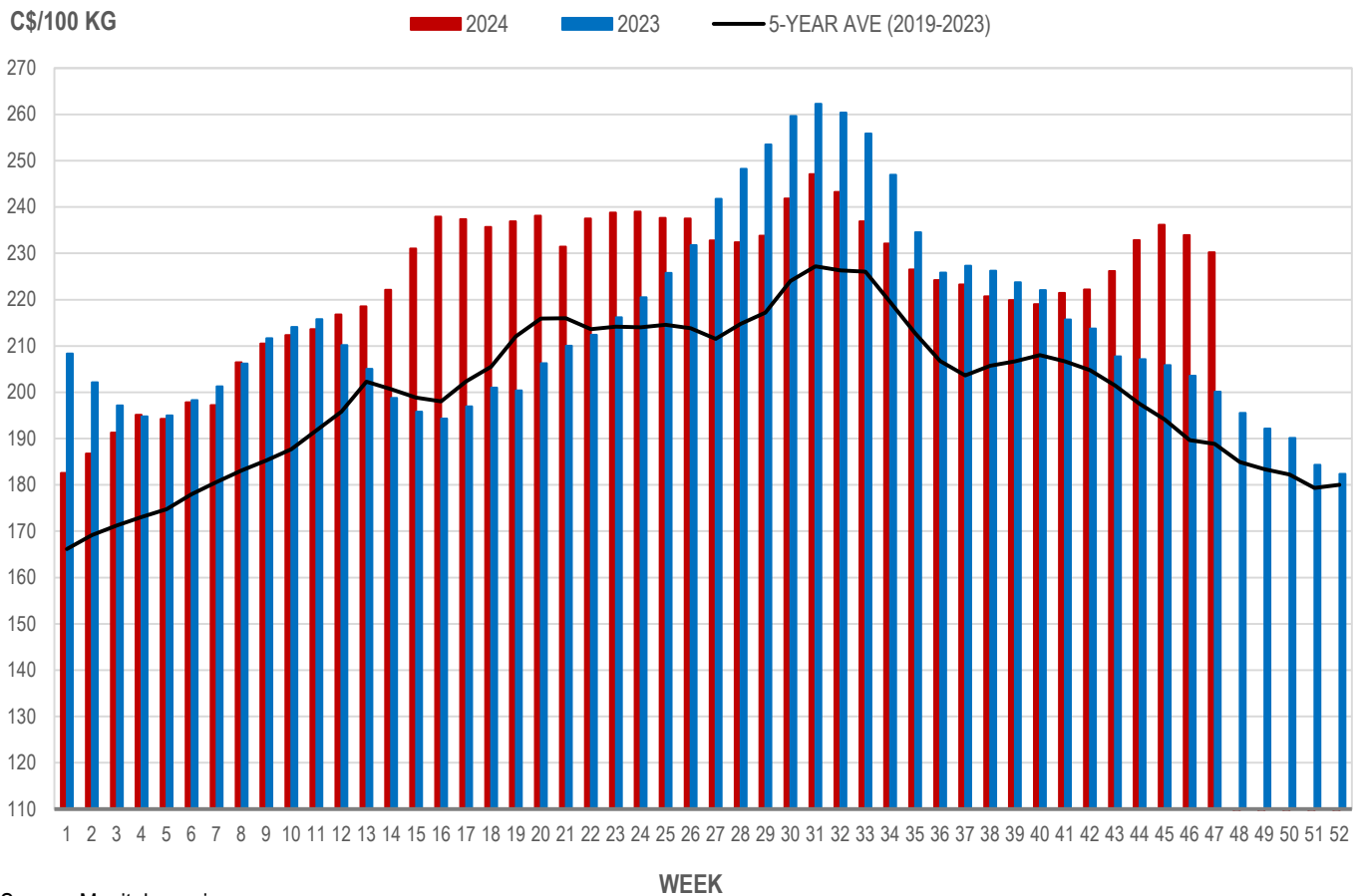
Source: Manitoba major processors.

Index 100, C\$/100 kg

Week	Week ending date	2024	2023	Change from Previous Week	Change from Previous Year
44	2024-11-01	232.87	207.17	3.0%	12.4%
45	2024-11-08	236.18	205.85	1.4%	14.7%
46	2024-11-15	233.91	203.60	-1.0%	14.9%
47	2024-11-22	230.22	200.14	-1.6%	15.0%
Four week average		233.29	204.19	-	14.3%

Source: Manitoba major processors.

MANITOBA WEIGHTED AVERAGE INDEX 100 HOG PRICES WEEKLY



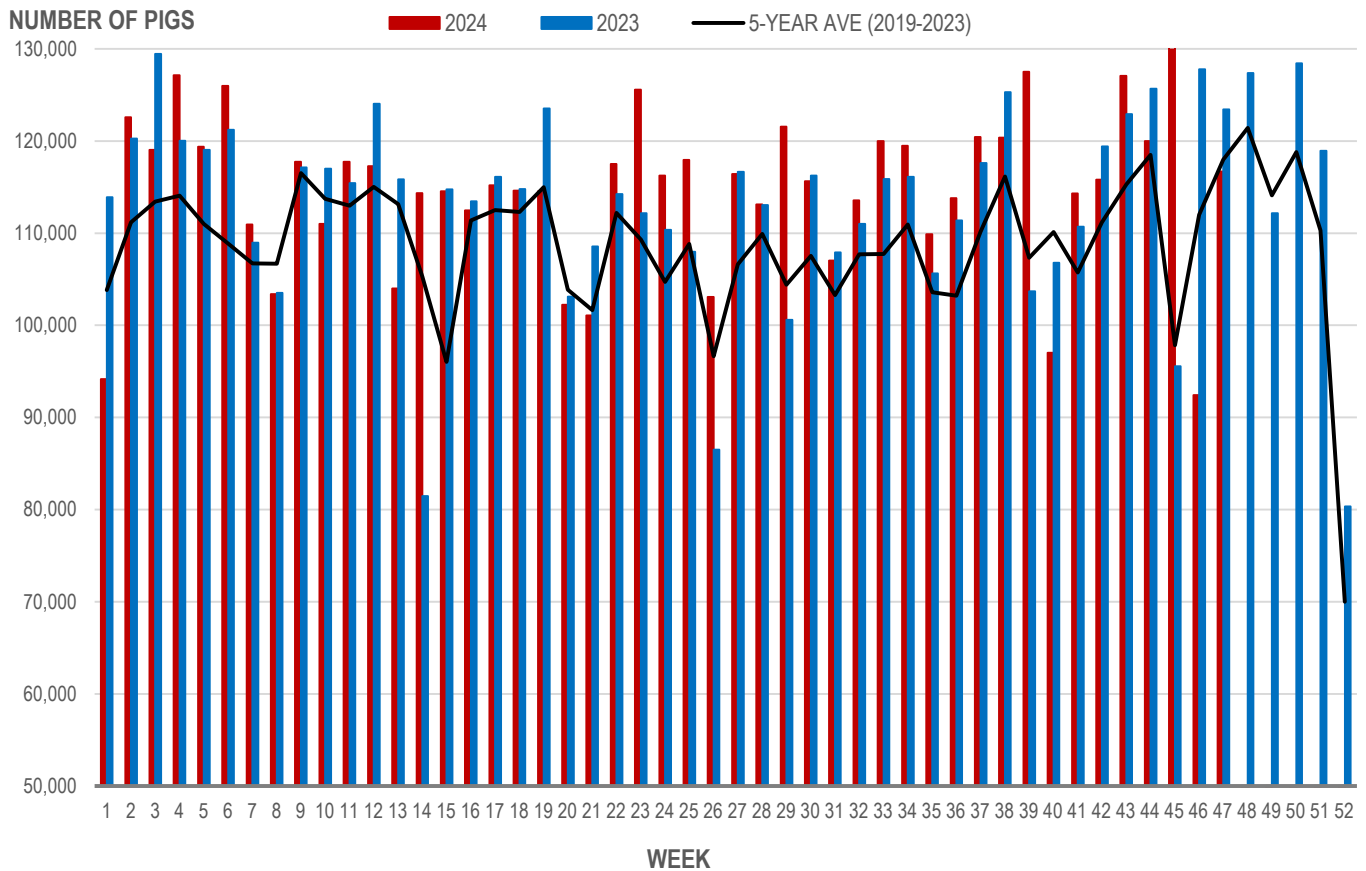
Source: Manitoba major processors

Number of Pigs Processed by Major Processors

Week	Week ending date	2024	2023	Change from Previous Week	Change from Previous Year
44	2024-11-01	119,997	125,685	-5.6%	-4.5%
45	2024-11-08	132,650	95,561	10.5%	38.8%
46	2024-11-15	92,421	127,768	-30.3%	-27.7%
47	2024-11-22	116,691	123,417	26.3%	-5.4%
Four week average		115,440	118,108	-	-2.3%

Source: Manitoba major processors.

NUMBER OF PIGS PROCESSED BY MAJOR PROCESSORS WEEKLY



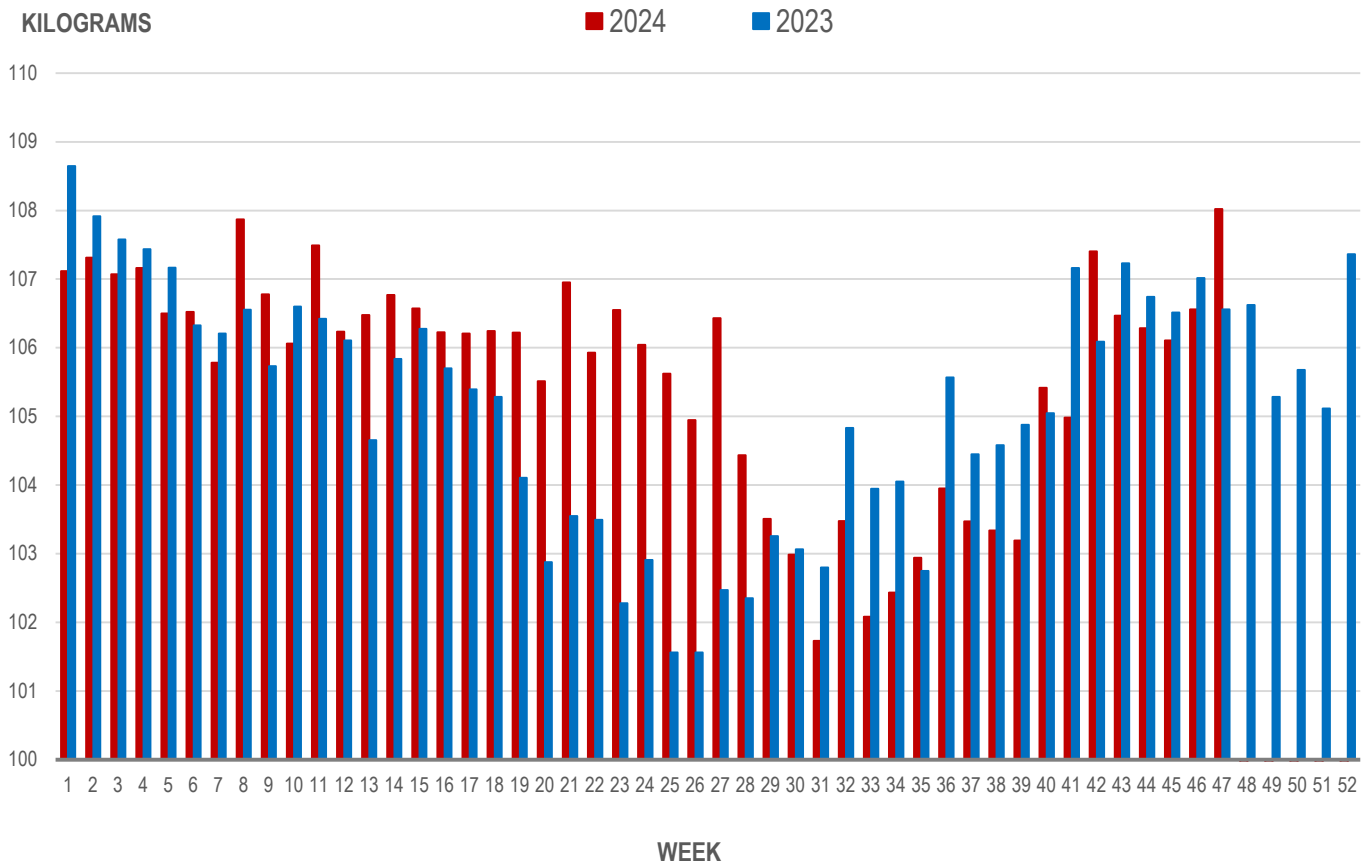
Source: Manitoba major processors

Average Weight of Hogs Processed by Major Processors, Kg

Week	Week ending date	2024	2023	Change from Previous Week	Change from Previous Year
44	2024-11-01	106.28	106.74	-0.2%	-0.4%
45	2024-11-08	106.10	106.51	-0.2%	-0.4%
46	2024-11-15	106.56	107.02	0.4%	-0.4%
47	2024-11-22	108.02	106.56	1.4%	1.4%
Four week average		106.74	106.71	-	0.0%

Source: Manitoba major processors.

AVERAGE WEIGHT OF HOGS PROCESSED BY MAJOR PROCESSORS WEEKLY



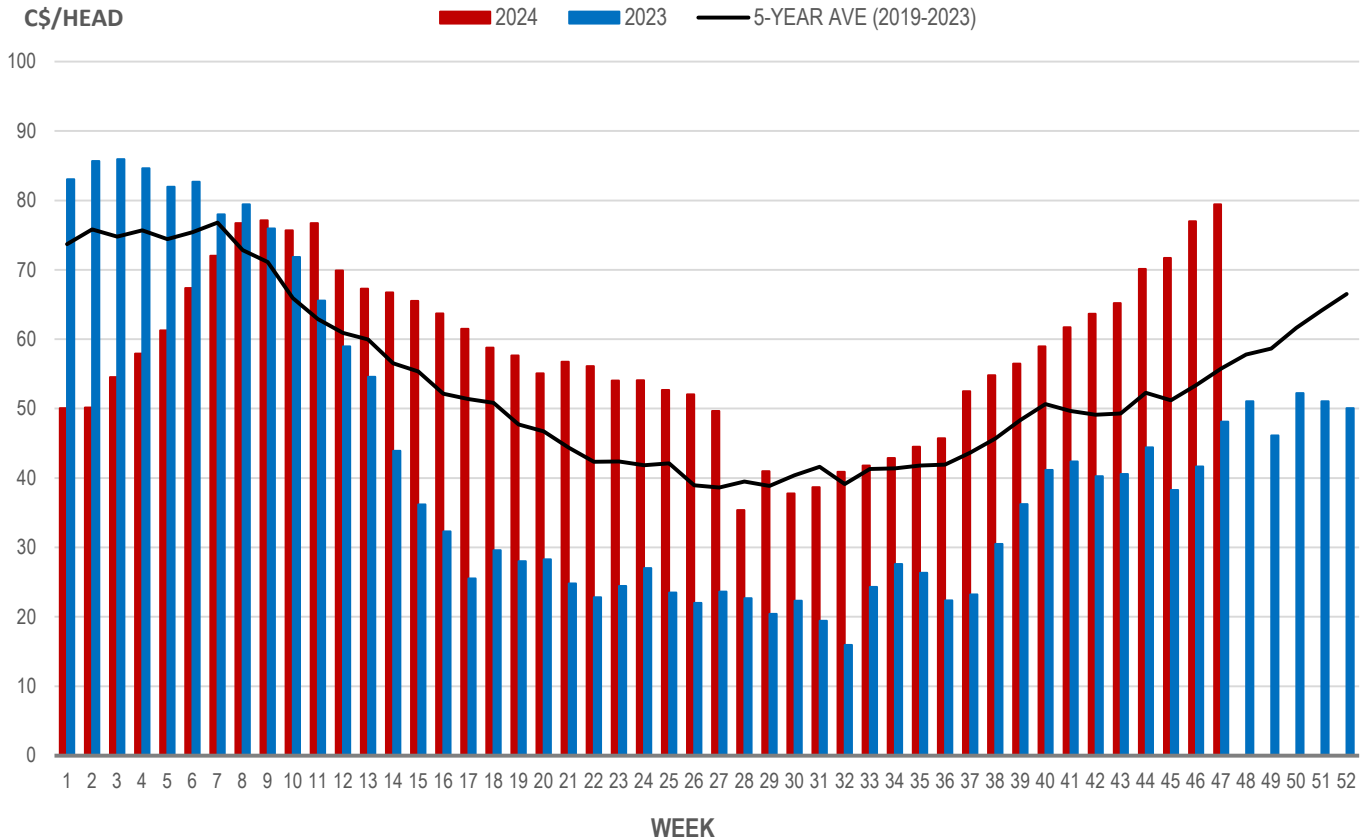
Source: Manitoba major processors

Weaning Pigs (U.S. Total Composite Weighted Average Price per Head)

	Formula and Cash Low, US\$/Head	Formula and Cash High, US\$/Head	Wtd Avg Price, US\$/Head	Wtd Avg Price, C\$/Head
Early Weaned (10-12 lb)	48.00	70.11	56.82	79.43
Feeder Pigs (40 lb)	57.00	77.00	69.67	97.39

Source: USDA, AMS

EARLY WEANED PIGS (U.S. TOTAL COMPOSITE WEIGHTED AVERAGE PRICE PER HEAD) WEEKLY



Source: USDA, AMS

Contact us

- www.manitoba.ca/agriculture/markets-and-statistics/
- Email us at industryintelligence@gov.mb.ca
- Follow us on X @MBGovAg

