

# Grand Beach

## JUNIOR NATURALIST

AGES 6-9



**Hi!** Would you like to become a Junior Naturalist just like Howie Whooo the Owl? Complete the activities in this booklet to discover more about Manitoba's provincial parks and the great ways for you to explore the outdoors. Once you are done, fill in the back page and return the book to become an official **Junior Naturalist!**

---

My name is

What are your three favourite things to do in a park?

1

2

3

# Glaciation

The beach that you enjoy today is the result of glaciers and Lake Winnipeg. Search high and low to discover the ins and outs of what created the grand sand at the beach.

## Words to Find:

- |               |               |
|---------------|---------------|
| ancient beach | lake winnipeg |
| boulder       | moraine       |
| erosion       | rocks         |
| erratic       | sand          |
| geology       | water         |
| glacier       | wind          |
| ice age       |               |



# Storytime: Ancient Waters

Use the words provided to fill in the blanks and complete the story of how the landscape of Grand Beach was formed thousands of years ago.

## Words to Use:

- 21
- Agassiz
- Ancient Beach
- boulders
- glacier
- ice
- kilometres
- sand
- Winnipeg


Over 12,000 years ago all of Manitoba lay buried under a giant mountain of \_\_\_\_\_, called a \_\_\_\_\_. The ice that covered Manitoba was several \_\_\_\_\_ thick. As the ice moved across the land it pushed \_\_\_\_\_, and the melt waters brought white \_\_\_\_\_. When the climate began to warm, the glacier retreated and left behind a giant glacial lake, known as Lake \_\_\_\_\_. At its peak the ancient lake was \_\_\_\_\_ metres higher than the present day Lake \_\_\_\_\_. 8,000 years ago the ancient lake drained, but the ancient shores can still be seen on \_\_\_\_\_ hiking trail.

# Sand Dunes

Sand dunes are very fragile. By staying on the paths, we can keep from damaging the dunes and help the plants and animals that live there. Find the best path through the sand dunes to water – avoid the plants, animals and hazards along the way.

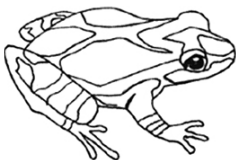
Watch out for poison ivy, the oil from this plant can cause an itchy result. Not sure if it's poison ivy?

*Remember: leaves of three – let them be, wooden stem – don't mess with them.*

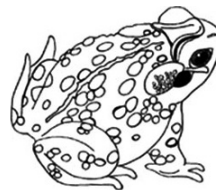


# True Colours

The word amphibian mean **'double life'**. Frogs and toads lead a double life on land and in the water. Amphibians, like frogs and toads, are **indicator species**, which mean their presence and health can tell us about the overall health of the environment in which they live. Grand Beach is home to many species of frogs and toads that are in decline around the world. Identify the frogs and toads of Grand Beach to be able to keep your eye on the health of the wetlands. Frogs and toads can be identified by sight and sound. Colour the amphibians below, read their call sounds, and fill in the blank if you see or hear them around the park.



**Name:** Spring Peeper  
**Colour:** Rusty to gray-yellow. Dark markings on back and across eyes.  
**Habitat:** Moist forests.  
**Song:** Single, loud, high pitched peep repeated over and over.  
**Places I have seen/heard this frog:**



**Name:** Canadian Toad  
**Colour:** Brown, grey-green or reddish. Red warts surrounded by black spots.  
**Habitat:** Wooded and grassy areas near lakes and ponds.  
**Song:** Brief harsh trill, longer call then the gray treefrog.  
**Places I have seen/heard this toad:**



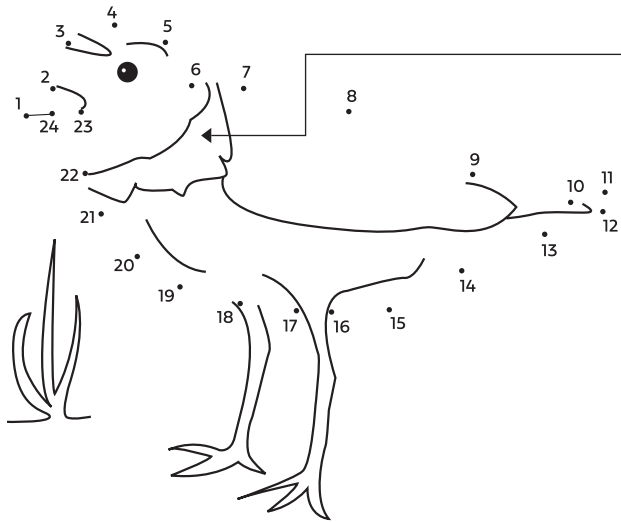
**Name:** Northern Leopard Frog  
**Colour:** Green with black spots outlined with yellow.  
**Habitat:** Everywhere, these are very mobile frogs  
**Song:** Sounds like snoring  
**Places I have seen/heard this frog:**



**Name:** Grey Treefrog  
**Colour:** Grey, brown or bright green, with dark blotches on back.  
**Habitat:** Wooded areas, these frogs sometimes live in hollows in trees.  
**Song:** Short flutey trill  
**Places I have seen/heard this frog:**

# Connect the Dots

Follow the numbers to discover Grand Beach's resident endangered species. Piping Plovers nest on the shores of Lake Winnipeg, on the same beach you and I enjoy. Learn what Piping Plovers look like so you can make sure to give them lots of room to live.



Piping Plovers have on black band around their neck. Colour your Plover's neck band.

### Take the Plover Pledge:

You can help the Piping Plover by doing the items listed below. Read the items with an adult, sign the bottom and then remember to do these things to help plovers share our favourite sandy surfaces.

### Colour your Piping Plover:

Piping Plovers have feathers the colour of dry sand and a white stomach. Their beak and legs are bright orange.

# Wetland Web of Life

Wetlands support an abundance of plant and animal life. Draw an arrow from each animal to what it might eat (some creatures may have several arrows). When you are done, you will have created a food web of creatures and plants that need healthy wetlands to survive.



# Home, Sweet, Home

The black bear is a wild animal that needs your respect so that we can share these areas safely. It is important that you know when to be **Bear Smart**. The shaded area on the map is where black bears live in Manitoba. On the map, draw a star near your home and then a square near Grand Beach Provincial Park.

**Do you live in bear country**  
(is your square or star in the shaded areas)? \_\_\_\_\_

**Do you need to be Bear Smart in Grand Beach**  
(is the square in the shaded area)? \_\_\_\_\_




# Best Things to do at Grand Beach

Each provincial park in Manitoba has something unique or special about it. It could be history, the wildlife, the landscape or even things to do. Parks are places where people can find lots to see and do. Search out the things to do in the word find.

## Words to Find:

- |               |       |        |
|---------------|-------|--------|
| berry picking | canoe | swim   |
| bird watch    | fish  | tennis |
| camp          | hike  |        |



## Mini Activity: Forest and Fire

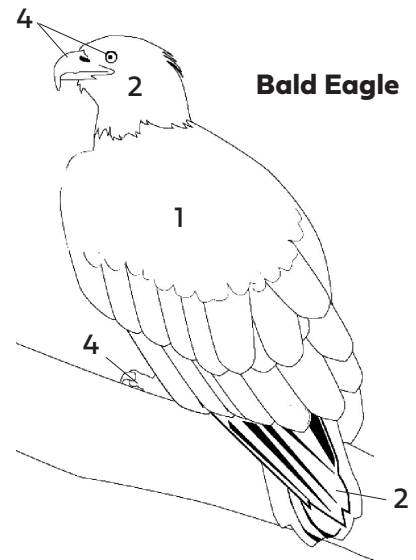
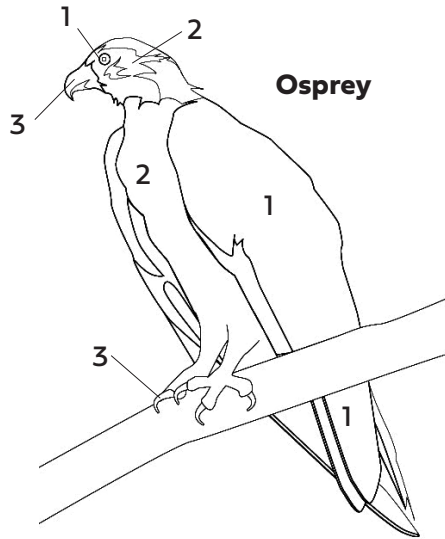
When you enter the park, a sign tells you the wildfire danger level and will help you know when to be careful. Next time you enter the park, check out the fire danger level and write it in the box. Then colour the box the correct colour. **Low – Green, Medium – Yellow, High – Orange, Extreme – Red.**

# Birds: Bald Eagles and Osprey

Two of Manitoba's largest birds of prey (or hunting birds) live in the Grand Beach area. Bald Eagles and Osprey depend on the food in the marsh and forest area. Follow the numbers to colour these giants of the sky that soar overhead (when they are flying, eagles fly with their wings straight across, osprey keep their wings in an "m" shape).

## Colours to Use:

- 1 - Brown
- 2 - White
- 3 - Black
- 4 - Yellow



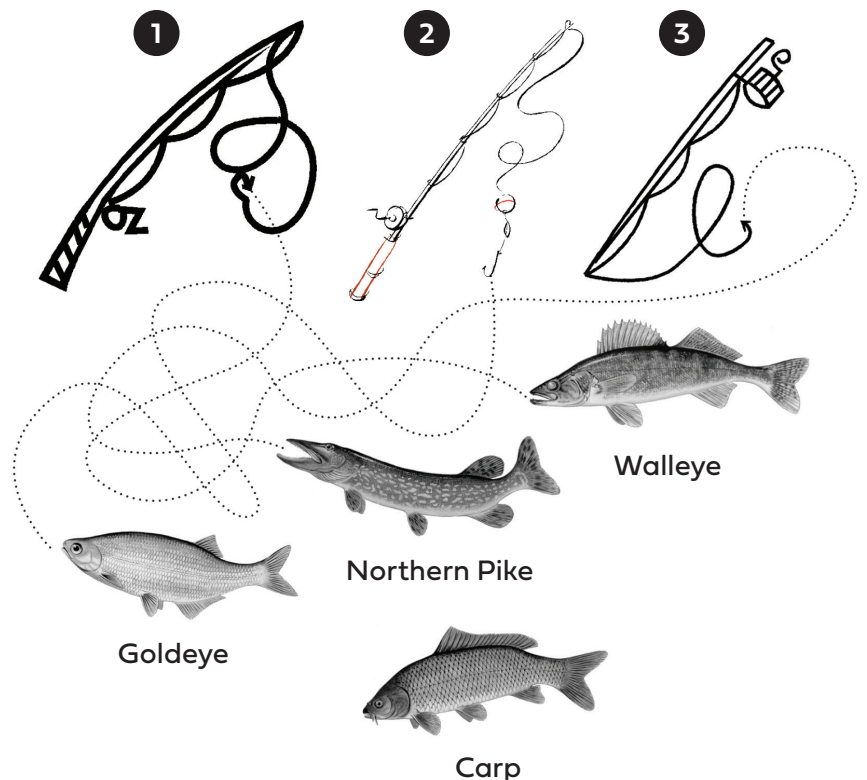
# Fish Find

Follow the line to see which rod caught which fish! Use a different coloured crayon for each rod to help you keep them apart.

Rod #1 caught a: \_\_\_\_\_

Rod #2 caught a: \_\_\_\_\_

Rod #3 caught a: \_\_\_\_\_




Carp are an exotic species that can be harmful to fish that are fun to catch! Circle the carp in red.

*Remember: Never release fish (including minnows) or crayfish in different water than you caught them.*

# Junior Naturalist Crossword

Need a Hint? All the answers are hidden in your booklet.



## Across

3. Fire prevention bear.
5. An endangered bird that nests on Grand Beach.
7. Masked bird of prey.
8. The special train that once brought people to the beach.
10. Type of bear that lives in Grand Beach.
11. Place where many plants and animals live.
12. The name of the lake at Grand Beach.

## Down

1. An exotic fish species.
2. Stay on the paths to protect these.
3. What to do at the beach.
4. Two types of amphibians are frogs and \_\_\_\_\_.
6. The name of the park you are visiting.
9. A three leaved plant you should avoid.

Check off the boxes of each activity you have completed. Return the completed booklet to receive your official pin.  
(Your book will also be returned to you.)

## Did you enjoy doing this activity booklet?

If so, you can do other Junior Naturalist/Park Explorer booklets at the following locations:

- **Whiteshell**
- **Spruce Woods**
- **Birds Hill**
- **Hecla**
- **Grand Beach**

Completed booklets can be returned to campground offices, park interpreters or mailed to the address below:

**Manitoba Parks**  
Interpretation Unit  
258 Portage Ave, 4<sup>th</sup> Floor  
Winnipeg, MB, R3C 0B6

## Junior Naturalist Activity Checklist:

- My Three Favourite Things
- Glaciation
- Storytime: Ancient Waters
- Sand Dunes
- True Colours
- Connect the Dots
- Wetland Web of Life
- Home, Sweet, Home
- Best Things to do at Grand Beach
- Forest and Fire
- Birds: Bald Eagles and Osprey
- Fish Find
- Junior Naturalist Crossword

Junior Naturalist: \_\_\_\_\_

Adult: \_\_\_\_\_

## You are almost an official Junior Naturalist!

Child's Name: \_\_\_\_\_

Address: \_\_\_\_\_

City: \_\_\_\_\_

Province: \_\_\_\_\_

Postal Code: \_\_\_\_\_